

Application Note



ITU-T G.826 and M.2100 Error Analysis Implementation in 284X and 285X series digital analyzers

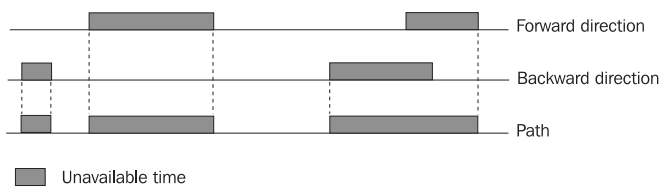


The relative merits of ITU-G recommendations G.821, G.826 and M2100 are discussed and their implementation in the 284X and 285X instruments are described

Introduction

ITU-T recommendation G.821 has been in use for many years for assessing the error performance of 64 kbit/s ISDN channels, but has a number of drawbacks when

used at higher rates such as 2048 kbit/s and above. Since the introduction of G.821 there have been vast changes in digital network infrastructures with the introduction of transport systems such as SDH (Synchronous Digital



Example of Available/Unavailable time for a bidirectional path

Errored Second Ratio (ESR)

The ratio of ES to total seconds.

Severely Errored Second Ratio (SESR)

The ratio of SES to total seconds.

Background Block Error Ratio (BBER)

The ratio of BBE to total seconds.

Anomalies and Defects

As well as errors in blocks such as CRC, other events such as frame alignment word errors and loss of signal are made to contribute towards ES and SES. Anomalies cause an ES, and defects a SES. Where anomalies are occurring at a high rate, crossing a threshold value per second may also cause a SES. For a PDH path such as 2048 kbit/s, the following applies:

Anomalies

Errored frame alignment word.

Errored Block (EB)

Defects

Loss of signal

AIS (Alarm Indication Signal)

Loss of frame alignment

Where the path under test is not block based, then a subset of the anomalies is used to estimate the G.826 performance.

Error Performance Objectives

End to end objectives

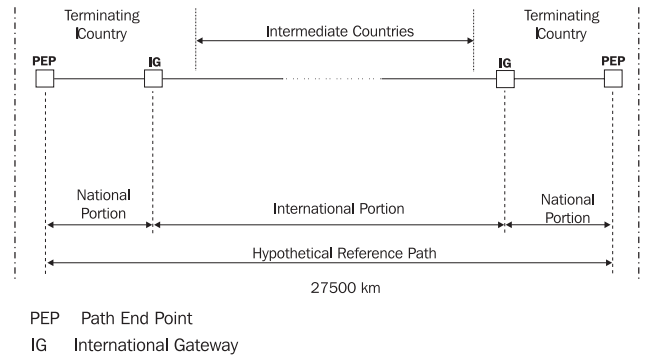
The end-to-end error performance objectives are defined for a 27500 km Hypothetical Reference Path (HRP) comprising National and International digital sections. The objectives vary depending on the transmission rate, and are shown below for 2048 kbit/s.

G.826 Parameter	HRP Objective
ESR	0.04
SESR	0.002
BBER	2×10^{-4} *

* This is relaxed to 3×10^{-4} for systems prior to 1996.

Allocation of end to end objectives

The objectives are allocated between the National and International portions as follows.



Hypothetical reference path

National Portion Allocation

Each national portion is allocated a fixed block allowance of 17.5% of the end-to-end objective plus a distance based allocation of 1% per 500 km calculated as below:

Distance km	< 1000 km	≥ 1000 km < 1200 km	≥ 1200 km
Multiplier	1.5	1500 km fixed	1.25

The calculated distance is then rounded up to the nearest 500 km. For example, for a national portion length of 100 km the allocation would be:

Fixed allocation	17.5%
100 km x 1.5 = 150 km	1%
rounded up to 500 km at 1% per 500 km	
Total	18.5%

The G.826 parameter limits would therefore be 18.5% of the HRP objectives:

G.826 Parameter	HRP Objective	100 km national portion
ESR	0.04	0.0074
SESR	0.002	0.00037
BBER	2×10^{-4}	3.7×10^{-5}

When a satellite link is included the total allowance is 42%.

International Portion Allocation

Each international portion is allocated a fixed block allowance of 2% per intermediate country plus 1% per terminating country, of the end to end objective, plus a distance based allocation of 1% per 500 km calculated as for the national portion, subject to a minimum total allocation of 6%. The total allocation becomes 35% when a satellite link is included.

RECOMMENDATION M.2100

M.2100 provides limits for bringing into service and maintenance of PDH international digital links, paths and systems from 64 kbit/s to 140 Mbit/s. Both in-service and out-of-service measurements are catered for. The objectives include error performance given in Recommendations G.821 and G.826.

The basic parameters which are used to assess error performance are ES and SES, defined as:

ES Any second with ³ 1 bit errors.

SES Any second with a bit error rate of ³ 10⁻³.

Similarly, as for G.826, anomalies and defects also come into play for initiating ES and SES events. Tables B.2 to B.6 of M.2100 define anomalies and defects and their relation to ES and SES for each PDH rate up to 140 Mbit/s. For example the following is an extract from table B.2 for 2048 kbit/s with CRC4. This shows the various parameters and overhead bits that are monitored or detected to initiate ES and SES events. Most events give an indication of the state of the line being monitored (receive direction) while the E and A bits are the remote end's indication of the state of the transmit line (send direction). This enables the overall path status to be assessed.

Anomaly and defect derivation	Anomalies and defects in 1 second	Interpretation for receive direction	Interpretation for send direction
CRC4	≥ 1 LOF	ES + SES	-
E-bits	≥ 1 LOS	ES + SES	-
FAS	≥ 1 AIS	ES + SES	-
A-bit	≥ 1 CRC error	ES	-
	≥ 805 CRC errors	ES + SES	-
	≥ 1 E-bit	-	ES
	≥ 805 E-bits	-	ES + SES
	≥ 1 RDI	-	ES + SES

Error Performance Objectives

End-to-end Reference Performance Objectives (RPO)

Errored Second (ES)

Bit Rate	ES RPO	Comments
64 kbit/s	4%	Based on M.1340 (G.821 is 8%)
2 Mbit/s	2%	Based on 50% of G.826 value
8 Mbit/s	2.5%	Based on 50% of G.826 value
34 Mbit/s	3.75%	Based on 50% of G.826 value
140 Mbit/s	8%	Based on 50% of G.826 value

Severely Errored Second (SES)

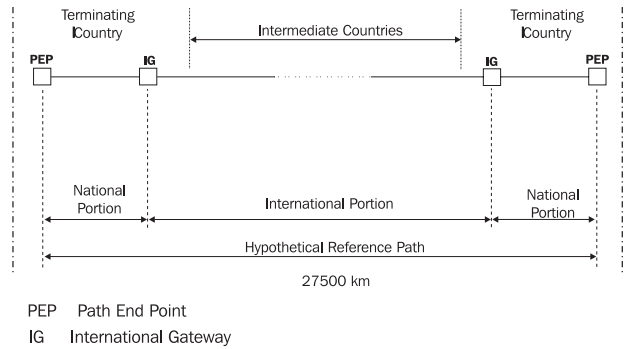
Bit Rate	SES RPO	Comments
64 kbit/s	0.1%	Based on G.821 value
2 Mbit/s	0.1%	Based on G.826 value
8 Mbit/s	0.1%	Based on G.826 value
34 Mbit/s	0.1%	Based on G.826 value
140 Mbit/s	0.1%	Based on G.826 value

M.2100 Reference Performance Objectives (RPO)

The RPOs for M.2100 are 40% of the end-to-end RPO shown above for 64 kbit/s, and 63% for the higher PDH rates.

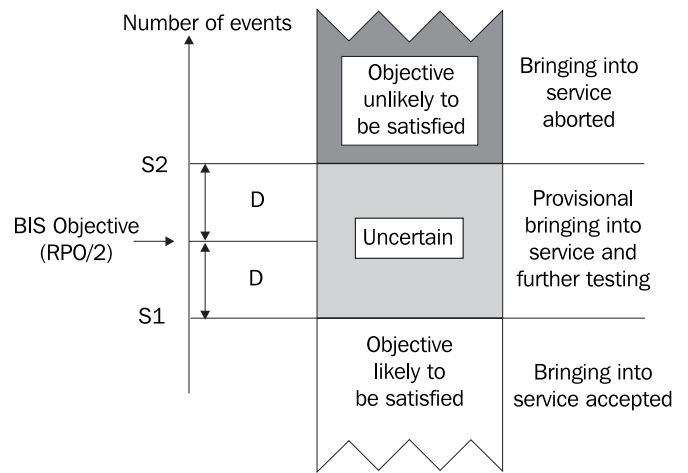
Allocation of end-to-end objectives

Allocation is done on a similar principle to that for G.826, except that different routing factors (multipliers) are applied to the route lengths. A number of route length ranges carry different allocations and depend on type of route, such as terrestrial, satellite, optical and non-optical undersea cable.



Performance Limits for Bringing Into Service (BIS)

When the RPO has been calculated for the link or path to be tested, Bringing Into Service limits can be calculated on the basis of a BIS objective which is two times better than the RPO, the difference being known as the ageing margin. Two limits, S1 and S2, relative to the BIS objective are then used for testing. These limits can be calculated from formulae shown in paragraph 6 of M.2100, but for convenience tables are provided to enable the limits to be read for ES and SES, depending on bit rate, path allocation (RPO) and duration of test.



BIS Limits and Conditions

Implementation in 285X Series

When the limits have been calculated for each of the G.826 parameters for the length and type of link to be tested, these limits can be programmed into the instrument on the TEST-MENU, Performance G.826 Limits page. In the page shown below the limits for ESR, SESR and BBER are those calculated above for a 100 km national digital section. Each of the parameters is independently controllable for activation of the threshold alarm. The forward path contribution to the overall path performance can also be enabled or disabled as required. A threshold for % Unavailable seconds is included for convenience, although this does not form part of the G.826 or M.2100 recommendations.

```

TEST-PERF G.826 LIMITS

ESR   : 7.4E-3   ..: ON
SESR  : 3.7E-4   ..: ON
BBER  : 3.7E-5   ..: ON
% US  : 0.0095   ..: ON
Forward Path : OFF

```

The G.826 results are displayed and compared to the thresholds with an alarm being shown if the thresholds are enabled. This can also be a print event, if selected. In addition the top line message is shown on all pages to highlight the alarm condition, with the detail shown as below.

```

RESULTS-PERFORMANCE G.826 G.826>LIMIT
          --- LIMITS ---
ESR   : 1.2E-5           ON
SESR  : 2.4E-6           ON
BBER  : 4.0E-5           ON
% US  : 0.000876        > limit

```

Indication that BBER threshold limit has been exceeded

Set up of limits and display for M.2100 is shown in the sample screens below.

```

TEST-PERF M2100 LIMITS
          ---- S1 ----   ---- S2 ----
ES   : 259   ..: ON   328   ..: ON
SES  : 7     ..: ON   22    ..: ON
US   : 1     ..: OFF  2     ..: OFF
Forward Path : OFF

```

```

RESULTS-PERFORMANCE M2100
          -- LIMITS -- S1 S2
ES   : 29           ON ON
SES  : 4           ON ON
US   : 0           OFF OFF

```

Implementation in 284X Series

Implementation in 284X series is consistent with that in the 285X series, the main differences being in the displays. The thresholds are set in the G.826 and M.2100 THRESHOLDS pages, which also show the current and history status as to whether the parameters have exceeded the thresholds. The thresholds can also be activated or deactivated. The value for each of the parameters is shown on the MAJOR ERROR RESULTS page.

```

TX ON G.826 THRESHOLDS 382 TEST ON

Parameter Active Threshold Status
ESR   : 1 [X] 7.4E-3
SESR  : 2 [X] 3.7E-4
BBER  : 3 [X] 3.7E-5
%US   : 4 [X] 0.0095
Forward Path : 5 [ ]
Reset : 5 [ ]
History
Current

```

```

TX ON M.2100 THRESHOLDS 383 TEST ON

Parameter Active Threshold Status
ES(S1) : 1 [X] 259
ES(S2) : 2 [X] 328
SES(S1) : 3 [X] 7
SES(S2) : 4 [X] 22
US(S1)  : 5 [ ] 1
US(S2)  : 6 [ ] 2
Forward Path : 5 [ ]

```

```

TX ON MAJOR ERROR RESULTS 31 TEST OFF

Error Type: CRC4
Err nonSES: 29
LTMER: 1.5 E-06
Current ER: 0.0 E-12
Resid. ER: 9.8 E-07

Performance G.826
ERS: 1.2 E-05
SESR: 2.4 E-06
BBER: 3.0 E-05
%US: 0.00000

Performance M.2100
ES: 29
SES: 4
US: 0

TIMING
Start:
14/01/99 11:27:45
Stop:
14/01/99 13:37:47
Total Test:
00 02:10:02

<< >> DOWN UP ZOOM

```

Conclusions

Both 285X and 284X provide implementations of ITU-T Recommendations G.826 and M.2100, which, together with the traditional G.821 capability, offer the error performance measurements required for the full range of PDH bit rates from 64 kbit/s to 140 Mbit/s. Full programmability of parameter threshold limits, with the ability to report threshold alarms both on-screen and as part of Autoprint routines, eases the burden on network installation and maintenance engineers.

For the very latest specifications visit www.aeroflex.com

CHINA Beijing

Tel: [+86] (10) 6467 2716
Fax: [+86] (10) 6467 2821

CHINA Shanghai

Tel: [+86] (21) 6282 8001
Fax: [+86] (21) 62828 8002

FINLAND

Tel: [+358] (9) 2709 5541
Fax: [+358] (9) 804 2441

FRANCE

Tel: [+33] 1 60 79 96 00
Fax: [+33] 1 60 77 69 22

GERMANY

Tel: [+49] 8131 2926-0
Fax: [+49] 8131 2926-130

HONG KONG

Tel: [+852] 2832 7988
Fax: [+852] 2834 5364

INDIA

Tel: [+91] 80 5115 4501
Fax: [+91] 80 5115 4502

KOREA

Tel: [+82] (2) 3424 2719
Fax: [+82] (2) 3424 8620

SCANDINAVIA

Tel: [+45] 9614 0045
Fax: [+45] 9614 0047

SPAIN

Tel: [+34] (91) 640 11 34
Fax: [+34] (91) 640 06 40

UK Burnham

Tel: [+44] (0) 1628 604455
Fax: [+44] (0) 1628 662017

UK Stevenage

Tel: [+44] (0) 1438 742200
Fax: [+44] (0) 1438 727601
Freephone: 0800 282388

USA

Tel: [+1] (316) 522 4981
Fax: [+1] (316) 522 1360
Toll Free: 800 835 2352

As we are always seeking to improve our products, the information in this document gives only a general indication of the product capacity, performance and suitability, none of which shall form part of any contract. We reserve the right to make design changes without notice. All trademarks are acknowledged. Parent company Aeroflex, Inc. ©Aeroflex 2005.

www.aeroflex.com
info-test@aeroflex.com



Our passion for performance is defined by three attributes represented by these three icons: solution-minded, performance-driven and customer-focused.